

APPLICATION FOR A COMMERCIAL GOODS VEHICLE LICENCE - (section 33(1) of the Transport Co-ordination Act 1966)

GUIDENCE NOTES FOR COMPLETING FORM 4

To establish if you need to apply for a Commercial Goods Vehicle Licence, refer to the Commercial Goods Vehicle Licence Q&A information.

Application for Commercial Goods Vehicle Licences should be made on Department for Planning and Infrastructure Forms (Form 4).

The following information is provided to assist with completing the application form.

Supporting Information

- Map for CGVL Catchment Area
- Austroads Vehicle Classification System

Application type

Your application is for a new licence.

Applicant

Your application needs to be made in the legal name of your business (e.g. ABC Pty Ltd). Please apply in your own name only if your business name is your personal name.

Particular of vehicles

This is the information about the commercial goods vehicle proposed to cart timber logs or woodchips

- Make
- Type
- Reg No (your registration number according to licence)
- Gross weight (according to your registration under the Road Traffic Act)

Commercial Goods Vehicles are known by some common names such as road train, long vehicle, semi trailer, b-double etc. When completing the information on the "type" of commercial goods vehicle, use the Austroads Vehicle Classification System. See attached.

Example of how to record the type:

- Class 6 – Three axle articulated

Use the attachment if you need to record more commercial goods vehicles than is provided for on Form 4.

The other information in this section of Form 4 is not required for a Commercial Goods Vehicle Licence (CGVL).

The numbers in the following section refer to the numbers of the CGVL Application Form.

APPLICATION FOR A COMMERCIAL GOODS VEHICLE LICENCE - (section 33(1) of the Transport Co-ordination Act 1966)

GUIDENCE NOTES FOR COMPLETING FORM 4

1 Proposed route or area of operation

The proposed route will be from the local government districts know as the CGVL Catchment Area and the Port of Bunbury. See map for CGVL Catchment Area.

The CGVL Catchment Area covers the Shires of:

- Boyup Brook,
- Bridgetown-Greenbushes,
- Donnybrook-Balingup,
- Manjimup,
- Nannup.

If you are transporting timber logs and/or woodchip from anywhere within the CGVL Catchment Area to the Port of Bunbury, you would record your proposed area and route as:

- CGVL Catchment Area to the Port of Bunbury

If you are transporting timber logs and/or woodchip from anywhere within the CGVL Catchment Area and another Commercial Goods Vehicle completes the journey with the same goods to the Port of Bunbury. Your part of that journey is deemed to be the whole distance and you record your proposed area and route as:

- CGVL Catchment Area to the Port of Bunbury

2 Nature of goods to be carried

The nature of the goods to be carried is either or both:

- timber logs and woodchips.

3 Type of transport to be conducted

Your type of transport should be:

- Specific Haulage Contract,

If in doubt, contact the CGVL Help Line.

4 Purpose for which goods are to be used

Provide the following information about the owner of the product being carried:

- Company name
- ABN (if available)
- Contact name & telephone and or email

Include the information about the use of the product:

APPLICATION FOR A COMMERCIAL GOODS VEHICLE LICENCE - (section 33(1) of the Transport Co-ordination Act 1966)

GUIDENCE NOTES FOR COMPLETING FORM 4

- Woodchip Export, or
- Other (provide details)

5 Frequency of Operation

The frequency of the operation is the number of trips from anywhere within the CGVL Catchment Area to the Port of Bunbury, or part thereof, if transporting only part of the whole distance to the Port of Bunbury.

6 Proposed date of commencement

If the date of commencement was before 1 January 2008, enter the commencement date as 1 January 2008.

7 Reason why existing service cannot be used

For transporting timber logs and woodchips from anywhere within the CGVL Catchment Area to the Port of Bunbury, the reason would be;

- Railway freight service is not available.

8 Any further information in support of the application

Provide you business details here:

- Company name
- ABN
- Contact name (if different from the owner)
- Telephone and where available email of contact (if different from the owner)

Declaration







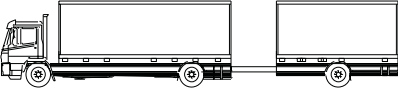

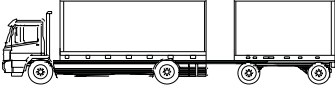


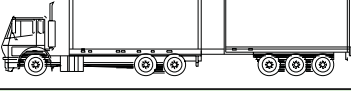


Ensure the details and signature is of the owner of the commercial goods vehicle.

In the context of this licence, the Transport Coordination Act 1966 defines in Section 1(4)1"owner", in relation to a vehicle, as a person who

- (a) is the owner or a co-owner of the vehicle
 - (b) has the use of the vehicle under a hiring, lease or hire-purchase agreement..
-

VEHICLE CLASSIFICATION SYSTEM

AUSTROADS

CLASS	LIGHT VEHICLES	
1	SHORT Car, Van, Wagon, 4WD, Utility, Bicycle, Motorcycle	
2	SHORT - TOWING Trailer, Caravan, Boat	
HEAVY VEHICLES		
3	TWO AXLE TRUCK OR BUS *2 axles	
4	THREE AXLE TRUCK OR BUS *3 axles, 2 axle groups	
5	FOUR (or FIVE) AXLE TRUCK *4 (5) axles, 2 axle groups	
6	THREE AXLE ARTICULATED *3 axles, 3 axle groups	
		
7	FOUR AXLE ARTICULATED *4 axles, 3 or 4 axle groups	
		
8	FIVE AXLE ARTICULATED *5 axles, 3+ axle groups	
9	SIX AXLE ARTICULATED *6 axles, 3+ axle groups or 7+ axles, 3 axle groups	
		
LONG VEHICLES AND ROAD TRAINS		
10	B DOUBLE or HEAVY TRUCK and TRAILER *7+ axles, 4 axle groups	
11	DOUBLE ROAD TRAIN *7+ axles, 5 or 6 axle groups	
12	TRIPLE ROAD TRAIN *7+ axles, 7+ axle groups	